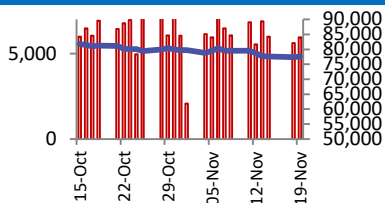
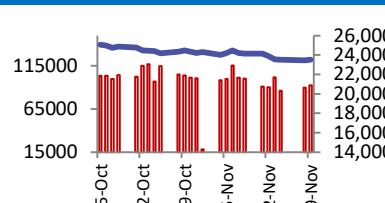


**BSE**



|                    |       |
|--------------------|-------|
| Open               | 77548 |
| High               | 78452 |
| Low                | 77411 |
| Close              | 77578 |
| Change             | 239   |
| Volume (Lacs)      | 6282  |
| Turnover (Rs.inCr) | 5951  |

**NSE**



|                    |       |
|--------------------|-------|
| Open               | 23530 |
| High               | 23781 |
| Low                | 23465 |
| Close              | 23519 |
| Change             | 65    |
| Volume(Lacs)       | 28247 |
| Turnover(Rs.in Cr) | 92273 |

| World Markets     | Current | Previous | Pt. Chg | Var(%) |
|-------------------|---------|----------|---------|--------|
| Dow               | 43408   | 43269    | 140     | 0.3%   |
| Dow Futures       | 43475   | 43516    | (41)    | -0.1%  |
| Nasdaq            | 18966   | 18987    | (21)    | -0.1%  |
| FTSE              | 8085    | 8099     | (14)    | -0.2%  |
| Nikkei            | 38068   | 38352    | (284)   | -0.7%  |
| Hang Seng         | 19733   | 19705    | 28      | 0.1%   |
| Gift Nifty        | 23565   | 23660    | (95)    | -0.4%  |
| Straits Singapore | 3748    | 3744     | 4       | 0.1%   |
| South Korea       | 2491    | 2482     | 9       | 0.4%   |
| Taiwan            | 22562   | 22688    | (126)   | -0.6%  |
| Shanghai          | 3362    | 3368     | (6)     | -0.2%  |

| Commodity Prices     | Current | Previous | Pt. Chg | Var(%) |
|----------------------|---------|----------|---------|--------|
| Copper (\$/MT)       | 9090    | 9088     | 2       | 0.0%   |
| Alumin (\$/MT)       | 2644    | 2645     | (1)     | 0.0%   |
| Zinc (\$/MT)         | 2988    | 2951     | 37      | 1.2%   |
| Brent Crude (\$/bbl) | 73      | 73       | 0       | 0.4%   |
| Gold (\$/Ounce)      | 2657    | 2651     | 7       | 0.3%   |
| Silver (\$/Ounce)    | 31      | 31       | 0       | 0.8%   |
| Light Crude (\$/bbl) | 69      | 69       | 0       | 0.5%   |
| N G (\$/mmbtu)       | 3       | 3        | 0       | 1.1%   |
| Sugar (\$/MT)        | 559     | 569      | (9)     | -1.7%  |
| Rubber (Rs./kg)      | 183     | 183      | 0       | 0.0%   |
| Baltic Dry Index     | 1616    | 1627     | (11)    | -0.7%  |

| Currency Exchange Rate | Current | Previous | Var(%) |
|------------------------|---------|----------|--------|
| Rs./\$ rate            | 84.41   | 84.40    | 0.02%  |
| Rs./ Euro              | 89.06   | 89.18    | -0.13% |
| Rs./Chinese Yuan       | 11.66   | 11.67    | -0.11% |
| Yen /\$ rate           | 155.04  | 155.44   | -0.26% |
| \$ US/Euro             | 1.05    | 1.05     | 0.05%  |

| Dollar Index | Current | Previous | Var(%) |
|--------------|---------|----------|--------|
| Dollar Index | 106.56  | 106.68   | -0.12% |

| Support/ Resistance Levels for Today |       |                |
|--------------------------------------|-------|----------------|
|                                      | Nifty | Bank Nifty Fut |
| Support 1                            | 23440 | 50340          |
| Support 2                            | 23370 | 50000          |
| Resistance                           | 23600 | 50840          |

| Securities in Ban For Trade |          |
|-----------------------------|----------|
| ABFRL                       | GRANULES |
| GNFC                        | AARTIIND |
| HINDCOPPER                  | IGL      |

**Market Review**

**US:** The tech-heavy Nasdaq closed lower on Wednesday, taking a break from the prior session's rally as investors worried about escalating Russia-Ukraine tensions and weak results from Target, while awaiting earnings from megacap Nvidia that landed after the bell.

**Asia:** Asian equities declined in early Thursday trading, reflecting a muted mood on Wall Street that was amplified by Nvidia Corp.'s lackluster revenue forecast.

**India:** The Indian equity markets snapped seven-day losing streak and ended higher in the volatile session on November 19, with the Nifty at 23,500 amid buying seen in the auto, realty and media names. The market was shut on Wednesday, November 20, on account of Maharashtra Assembly polls. **Market is expected to open on a negative note and likely to witness range bound move during the day.**

**Global economy:** British inflation jumped by more than expected last month to rise back above the Bank of England's 2% target and underlying price growth gathered speed too, showing why the BoE is moving cautiously on interest rate cuts. Consumer prices rose by an annual 2.3% in October, pushed up almost entirely by an increase in regulated domestic energy tariffs, after a 1.7% rise in September which was the first time the inflation rate had fallen below the BoE's target since 2021.

Swiss industry is struggling with falling orders and sales as weaker European demand and a strong franc hit exporters, with two surveys showing companies gloomy about their prospects. Escalating trade tensions, with the possibility of higher export tariffs when U.S. President-elect Donald Trump takes office next year is also raising concerns in Switzerland. Swissmem, whose members include ABB and Siemens, said sales of Swiss industrial products fell by 4.2% in the first nine months of 2024, while exports were 3.6% lower.

**Commodities:** Oil prices edged higher on Thursday due to supply concerns triggered by escalating geopolitical tensions amid the ongoing war between Russia and Ukraine.

Gold prices inched higher on Thursday for a fourth consecutive session, supported by safe-haven demand amid the intensifying Russia-Ukraine war, while investors looked for further clarity on the U.S. interest rate outlook.

**Currency:** The U.S. dollar stood broadly firm on Thursday as traders awaited more clarity on U.S. President-elect Donald Trump's proposed policies and sought to second-guess the prospects of less aggressive interest rate cuts from the Federal Reserve.

FII Derivative Transactions (Rs. Cr)

| Contracts    | Purchase        |                | Sell            |                | Net           | Open Interest (OI) |               | OI (Previous day) |               | Change         |             |
|--------------|-----------------|----------------|-----------------|----------------|---------------|--------------------|---------------|-------------------|---------------|----------------|-------------|
|              | Contract        | Value          | Contract        | Value          | Value         | Contract           | Value         | Contract          | Value         | Contract       | Value       |
| Index Future | 67832           | 4624           | 41477           | 2640           | 1984          | 390963             | 25696         | 413560            | 27219         | (22597)        | (1523)      |
| Index Option | 44409743        | 2679434        | 44609934        | 2690546        | (11112)       | 6815358            | 428419        | 6866395           | 428007        | (51037)        | 412         |
| Stock Future | 431236          | 28652          | 352555          | 23476          | 5176          | 5038282            | 323632        | 5049317           | 323495        | (11035)        | 137         |
| Stock Option | 1087530         | 73128          | 1070913         | 71807          | 1321          | 960855             | 61927         | 923050            | 59419         | 37805          | 2508        |
| <b>Total</b> | <b>45996341</b> | <b>2785838</b> | <b>46074879</b> | <b>2788469</b> | <b>(2631)</b> | <b>13205458</b>    | <b>839674</b> | <b>13252322</b>   | <b>838140</b> | <b>(46864)</b> | <b>1534</b> |

| FII All Activity-BBG (Rs Cr) | Buy           | Sell          | Net            |
|------------------------------|---------------|---------------|----------------|
| 11-Nov-24                    | 11605         | 11970         | (364)          |
| 12-Nov-24                    | 18653         | 15809         | 2843           |
| 13-Nov-24                    | 16344         | 17696         | (1352)         |
| 14-Nov-24                    | 13809         | 15302         | (1493)         |
| 18-Nov-24                    | 14410         | 16438         | (2028)         |
| <b>Month to date- Nov</b>    | <b>137203</b> | <b>158801</b> | <b>(21598)</b> |
| FII (Prov.) (Rs Cr)          | Buy           | Sell          | Net            |
| 12-Nov-24                    | 12543         | 15567         | (3024)         |
| 13-Nov-24                    | 15178         | 17681         | (2503)         |
| 14-Nov-24                    | 13003         | 14853         | (1850)         |
| 18-Nov-24                    | 14256         | 15660         | (1403)         |
| 19-Nov-24                    | 15255         | 18667         | (3412)         |
| <b>Month to date-Nov</b>     | <b>138358</b> | <b>172706</b> | <b>(34348)</b> |
| DII (Prov.) (Rs. Cr)         | Buy           | Sell          | Net            |
| 12-Nov-24                    | 10330         | 8476          | 1854           |
| 13-Nov-24                    | 14095         | 7950          | 6145           |
| 14-Nov-24                    | 10200         | 7719          | 2482           |
| 18-Nov-24                    | 11521         | 9191          | 2331           |
| 19-Nov-24                    | 13658         | 10874         | 2784           |
| <b>Month to date-Nov</b>     | <b>133454</b> | <b>101817</b> | <b>31637</b>   |
| FII Debt - BBG (Rs. Cr)      | Buy           | Sell          | Net            |
| 11-Nov-24                    | 830           | 2995          | (2164)         |
| 12-Nov-24                    | 3394          | 3874          | (481)          |
| 13-Nov-24                    | 2924          | 7413          | (4489)         |
| 14-Nov-24                    | 4335          | 4985          | (649)          |
| 18-Nov-24                    | 2722          | 4602          | (1881)         |
| <b>Month to date- Nov</b>    | <b>30214</b>  | <b>40217</b>  | <b>(10003)</b> |

| Market Breadth | BSE  |     | NSE  |     |
|----------------|------|-----|------|-----|
|                | No.  | %   | No.  | %   |
| Advance        | 2410 | 59% | 1771 | 62% |
| Decline        | 1559 | 38% | 1016 | 36% |
| Unchanged      | 90   | 2%  | 51   | 2%  |

| Market Turnover      | 19-Nov          | 18-Nov          | Var (%)    |
|----------------------|-----------------|-----------------|------------|
| BSE Cash             | 5951            | 5620            | 6%         |
| NSE Cash             | 92273           | 89842           | 3%         |
| NSE Futures          | 136251          | 109108          | 25%        |
| NSE Options          | 38083134        | 20465473        | 86%        |
| <b>Total (Rs.Cr)</b> | <b>38317608</b> | <b>20670042</b> | <b>85%</b> |

| Volatility Index | 19-Nov | 18-Nov |
|------------------|--------|--------|
| Volatility Index | 15.66  | 15.17  |

| Index PE - TTM | 19-Nov | Yr. High | Yr. Low |
|----------------|--------|----------|---------|
| Sensex         | 22.2   | 26.0     | 21.8    |
| Nifty          | 21.7   | 28.8     | 20.8    |

Corporate News

**Godawari Power to acquire Jammu Pigments for Rs.500 cr**

Godawari Power & Ispat Ltd has entered into definitive agreement to acquire 51% Stake in Jammu Pigments Ltd at a post money valuation Rs. 500 Cr. As a part of this deal, GPIL will infuse Rs. 175 cr in JPL for repayment of certain unsecured debt and growth capital and will acquire shares worth Rs. 79.5 Cr from the existing promoters of JPL in two tranches. (ET)

**Hyundai buys 26 per cent in Hyderabad-based power company**

Hyundai Motor will pick up 26% equity in FPEL TN Wind Farm, a SPV, to source solar and wind power for its factories, for Rs 38 cr. FPEL TN Wind Farm will establish a solar power plant with a 75 MW capacity and wind power of 42.9 MW capacity in TN.(FE)

**Godrej Properties acquires 53-acre land parcel in Joka, Kolkata with revenue potential of Rs 500 cr**

Godrej Properties has acquired an ~ 53 acre land parcel in Joka, Kolkata, with an estimated development potential of around 1.3 mn sq ft of saleable area. This will comprise primarily residential plotted development with an estimated revenue potential of around Rs 500 cr. (BS)

Economy

**Steel Secretary says industry's concerns under 'active consideration'**

The steel sector has been facing concerns on profitability due to excessive dumping, which has led to intl prices being depressed, and industry's demand for an anti-dumping duty is under 'active consideration'. 62% of India's steel imports come from FTA partner countries. "This means that any increase in tariffs may not effectively curb imports from these countries, which complicates the situation further," Steel Secretary. (MC)

**Pvt consumption back to being driver of domestic demand, says RBI Bulletin**

Festival spending has lighted up real activity in the third quarter. Further, "it appears that the slack in speed observed in the Q2FY25 is behind us". Pvt investment is lacklustre as reflected in sequentially lower investment in fixed and non-current assets during July-Sep 2024 on account of subdued corporate earnings. (MC)

International

**Nvidia's supply snags hurting deliveries but mask booming demand**

Nvidia's revenue forecast disappointed Street, raising questions over whether the AI boom is waning. But the answer, according to Nvidia executives, analysts and investors, is a resounding no. There is no shortage of companies eager to create new AI systems using Nvidia's superior chips, and the co is selling them as fast as its Taiwan Manufacturing Co can make them. (Inv)

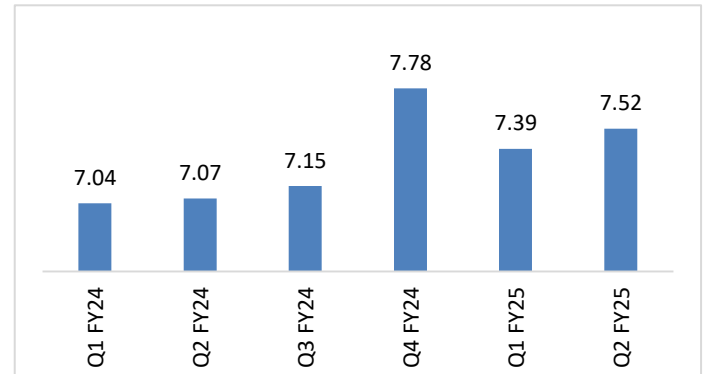
| Top 5 Nifty Gainers | 19-Nov | 18-Nov | Var(%) |
|---------------------|--------|--------|--------|
| M&M                 | 2949   | 2847   | 3.6%   |
| TECHM               | 1700   | 1661   | 2.3%   |
| DIVISLAB            | 5901   | 5767   | 2.3%   |
| HDFCBANK            | 1742   | 1705   | 2.2%   |
| EICHERMOT           | 4965   | 4876   | 1.8%   |
| Top 5 Nifty Losers  | 19-Nov | 18-Nov | Var(%) |
| SBILIFE             | 1523   | 1563   | -2.5%  |
| HINDALCO            | 640    | 651    | -1.7%  |
| RELIANCE            | 1242   | 1261   | -1.5%  |
| HDFCLIFE            | 680    | 691    | -1.5%  |
| TATACONSUM          | 917    | 931    | -1.5%  |

| BSE Index Watch | Last  | 1 day | 1 wk  | 1 mth  | 1 yr  |
|-----------------|-------|-------|-------|--------|-------|
| SENSEX          | 77578 | 0.3%  | -2.4% | -4.4%  | 17.7% |
| MIDCAP          | 44631 | 0.9%  | -2.4% | -6.9%  | 33.8% |
| SMLCAP          | 52491 | 0.9%  | -3.3% | -7.1%  | 32.0% |
| AUTO            | 52782 | 1.4%  | -1.7% | -7.8%  | 37.4% |
| BANKEK          | 57627 | 0.4%  | -2.6% | -2.5%  | 17.0% |
| Capital Goods   | 66328 | 0.4%  | -4.2% | -6.3%  | 36.5% |
| FMCG            | 20616 | 0.1%  | -2.8% | -7.4%  | 8.5%  |
| Health Care     | 42400 | 0.7%  | -2.4% | -4.2%  | 43.3% |
| IT              | 41392 | 0.7%  | -2.4% | -2.4%  | 25.3% |
| METAL           | 29788 | -0.9% | -2.9% | -8.8%  | 25.3% |
| Oil & Gas       | 25620 | -0.6% | -5.5% | -12.2% | 32.8% |
| Power           | 7314  | 0.7%  | -5.3% | -10.8% | 57.1% |
| Realty          | 7550  | 1.4%  | 0.0%  | -6.4%  | 36.4% |

| NSE USD Futures            | 19-Nov | 18-Nov | Var (%) |
|----------------------------|--------|--------|---------|
| Nov Expiry (Rs./\$)        | 84.21  | 84.12  | 0.1%    |
| Dec Expiry (Rs./\$)        | 84.45  | 84.21  | 0.3%    |
| Total Turnover (Rs. Crore) | 1614   | 1361   | 19%     |

| Sectors                | TTM PE |
|------------------------|--------|
| Auto                   | 29.98  |
| Auto Ancillary         | 48.72  |
| Banking                | 13.69  |
| Engineering            | 45.13  |
| Cement                 | 79.46  |
| Diamonds & Jewellery   | 54.26  |
| Housing Finance        | 25.55  |
| Infrastructure & Const | 33.86  |
| Metals-Aluminium       | 35.64  |
| Metal – Steel          | 15.82  |
| Oil Expl.              | 13.14  |
| Pharma                 | 9.39   |
| Power – Gen. Supp.     | 42.19  |
| Information Tech.      | 26.93  |
| Sugar                  | 22.59  |
| Telecom Serv. Prov.    | 67.92  |
| Tyres                  | 27.51  |

Tata Steel Sales volumes (MT) (Source: Co; NBRR)



| 10 year G-Sec Yield | Current | Previous | Change  |
|---------------------|---------|----------|---------|
| US                  | 4.40%   | 4.41%    | (1) bps |
| Japan               | 1.09%   | 1.08%    | 1 bps   |
| India               | 6.85%   | 6.86%    | (1) bps |
| UK                  | 4.47%   | 4.44%    | 3 bps   |
| Libor 3 Mths        | 4.85%   | 4.85%    | (0) bps |

| Indian Eco Data            | Current | Previous | Var(%) |
|----------------------------|---------|----------|--------|
| Forex Reserve (US\$ in bn) | 676     | 676      | 0.0%   |
| Inflation - WPI            | 2.36%   | 1.84%    | 52 bps |
| Inflation - CPI            | 6.21%   | 5.49%    | 72 bps |

| India GDP | Q1FY25 | Q4FY24 | Var(%)   |
|-----------|--------|--------|----------|
| Growth    | 6.70%  | 7.76%  | (106)bps |

| Monetary Policy                      | Current | Previous | Change  |
|--------------------------------------|---------|----------|---------|
| Repo Rate                            | 6.50%   | 6.50%    | 0 bps   |
| Reverse Repo Rate                    | 3.35%   | 3.35%    | 0 bps   |
| CRR                                  | 4.50%   | 4.50%    | 0 bps   |
| O/S Banking System Liquidity (Rs bn) | 1473    | 1968     | (494.4) |

| IIP Growth %  | Sep-24 | Sep-23 | Apr-Feb |
|---------------|--------|--------|---------|
| IIP           | 3.1    | 6.4    | 4.4     |
| Capital Goods | 0.7    | 13.1   | 3.6     |
| Mining        | 1.0    | 10.0   | 4.1     |
| Manufacturing | -3.7   | 15.3   | 6.6     |
| Electricity   | -4.3   | 12.3   | 5.1     |

ADR Price Movement

| Company      | Price (US\$) | Volume  | Previous Day Price | Volume  | Variance (%) | No. of Share Per ADR | ADR Price (Rs.) | BSE Price | Variance (%) |
|--------------|--------------|---------|--------------------|---------|--------------|----------------------|-----------------|-----------|--------------|
| Infosys Tech | 21.99        | 7812632 | 21.73              | 6033076 | 1.20%        | 1                    | 1856.26         | 1824.75   | 1.7%         |
| Wipro        | 6.88         | 2977705 | 6.81               | 1731288 | 1.03%        | 1                    | 580.77          | 562.00    | 3.3%         |
| Dr.Reddy's   | 14.30        | 1060313 | 14.35              | 1007878 | -0.35%       | 1                    | 1207.12         | 1213.45   | -0.5%        |
| ICICI Bank   | 29.73        | 4548304 | 29.76              | 2511701 | -0.10%       | 2                    | 1254.81         | 1249.10   | 0.5%         |
| HDFC Bank    | 63.32        | 2672855 | 63.15              | 1740918 | 0.27%        | 3                    | 1781.69         | 1742.25   | 2.3%         |

GDR's (US\$)

|     | Prices | Prev. Close | Change | Var % |
|-----|--------|-------------|--------|-------|
| L&T | 42.00  | 41.90       | 0.1    | 0.2%  |
| RIL | 58.80  | 59.00       | (0.2)  | -0.3% |
| SBI | 95.20  | 95.20       | 0.0    | 0.0%  |

| US Economy Data     | Current | Previous |
|---------------------|---------|----------|
| Inflation (%) (YoY) | 2.60%   | 2.40%    |
| Unemployment (%)    | 4.10%   | 4.10%    |

| Interest Rate (%) | Current | Previous |
|-------------------|---------|----------|
| Fed Rate          | 4.75%   | 5.00%    |

| US GDP                  | Q2CY24 | Q1CY24 |
|-------------------------|--------|--------|
| Growth (QoQ Annualized) | 2.80%  | 3.00%  |

| China Economy Data  | Current | Previous |
|---------------------|---------|----------|
| GDP                 | 4.60%   | 4.70%    |
| Inflation – CPI (%) | 0.30%   | 0.40%    |

Economic Calendar

|                                     | Date   |
|-------------------------------------|--------|
| Indian GDP Data                     | 29 Nov |
| Indian Inflation Data CPI           | 12 Dec |
| Indian Inflation Data WPI           | 16 Dec |
| Indian Monetary Policy              | 06 Dec |
| India's Industrial Production (IIP) | 12 Dec |
| US Inflation Data                   | 11 Dec |
| US GDP                              | 27 Nov |
| US Unemployment Data                | 06 Dec |
| US Fed Rate                         | 19 Dec |
| China GDP                           | 15 Jan |
| China Inflation Data                | 09 Dec |

Event Update

| Name                                    | Date     | Purpose  |
|---|----------|--|
| AK Capital Services Ltd.                | 20/11/24 | Rs.12.00 per share(120%)Interim Dividend       |
| Akzo Nobel India Ltd.                   | 20/11/24 | Rs.70.00 per share(700%)Interim Dividend       |
| Cochin Shipyard Ltd.                    | 20/11/24 | Rs.4.00 per share(80%)Interim Dividend         |
| Esab India Ltd.                         | 20/11/24 | Rs.25.00 per share(250%)Interim Dividend       |
| Info Edge (India) Ltd.                  | 20/11/24 | Rs.12.00 per share(120%)Interim Dividend       |
| Navneet Education Ltd.                  | 20/11/24 | Rs.1.50 per share(75%)Interim Dividend         |
| Oil & Natural Gas Corporation Ltd.      | 20/11/24 | Rs.6.00 per share(120%)First Interim Dividend  |
| PPAP Automotive Ltd.                    | 20/11/24 | Rs.1.00 per share(10%)Interim Dividend         |
| Precision Wires India Ltd.              | 20/11/24 | Rs.0.35 per share(35%)Interim Dividend         |
| Remus Pharmaceuticals Ltd.              | 20/11/24 | Dividend                                       |
| Saksoft Ltd.                            | 20/11/24 | Rs.0.40 per share(40%)Interim Dividend         |
| The Great Eastern Shipping Company Ltd. | 20/11/24 | Rs.7.20 per share(72%)Interim Dividend         |
| Transcorp International Ltd.            | 20/11/24 | Rs.0.30 per share(15%)Interim Dividend         |
| Vaibhav Global Ltd.                     | 20/11/24 | Rs.1.50 per share(75%)Second Interim Dividend  |
| Vidhi Specialty Food Ingredients Ltd.   | 20/11/24 | Rs.1.00 per share(100%)Second Interim Dividend |
| Amrutanjan Health Care Ltd.             | 21/11/24 | Rs.1.00 per share(100%)First Interim Dividend  |
| GMM Pfaudler Ltd.                       | 21/11/24 | Rs.1.00 per share(50%)Interim Dividend         |
| Nexus Select Trust                      | 21/11/24 | Income Distribution                            |
| Satia Industries Ltd.                   | 21/11/24 | Interim Dividend                               |
| Veedol Corporation Ltd.                 | 21/11/24 | Interim Dividend                               |
| Dhruv Consultancy Services Ltd.         | 22/11/24 | Interim Dividend                               |
| Orient Technologies Ltd.                | 22/11/24 | Interim Dividend                               |
| Padam Cotton Yarns Ltd.                 | 22/11/24 | Interim Dividend                               |
| Panama Petrochem Ltd.                   | 22/11/24 | Interim Dividend                               |
| Steelcast Ltd.                          | 22/11/24 | Interim Dividend                               |
| VRL Logistics Ltd.                      | 22/11/24 | Interim Dividend                               |
| Ipca Laboratories Ltd.                  | 25/11/24 | Interim Dividend                               |

**Bulk Deal As On 19/11/24**

| BSE           |               |   |      |          |       |
|---------------|---------------|---|------|----------|-------|
| Security Code | Security Name | Client Name                                       | Deal | Quantity | Price |
| 543319        | AAPLUSTRAD    | KIRITKUMAR MADHAVLAL SHAH                         | B    | 200000   | 14.35 |
| 543319        | AAPLUSTRAD    | RAJ KUMAR SINGH                                   | S    | 200000   | 14.35 |
| 526443        | AEIM          | JIGAM SHASHIKANT GANDHI                           | B    | 6288     | 291.9 |
| 538351        | AFEL          | CHETANBHAIRUGNATHBHAIMATHOLIYA                    | S    | 126146   | 24    |
| 538351        | AFEL          | DEEP ANILKUMAR SANGHVI                            | S    | 115000   | 24.74 |
| 538351        | AFEL          | SEIFER RICHARD MASCARENHAS                        | B    | 132000   | 24.73 |
| 538351        | AFEL          | SHAILESH DHAMELIYA                                | B    | 120365   | 24.6  |
| 538351        | AFEL          | SHAILESH KANJIBHAI DHAMELIYA                      | S    | 254588   | 24.6  |
| 511463        | ALEXANDER     | TEJESH HASMUKH SHAH                               | S    | 50000    | 13.73 |
| 517546        | ALFATRAN      | SPARK FINANCE                                     | S    | 51846    | 140.2 |
| 540135        | ARCFIN        | SKSE SECURITIES LIMITED CORP CM/TM PROP A/C       | B    | 5900000  | 2.7   |
| 509053        | BANASFN       | JR SEAMLESS PRIVATE LIMITED                       | B    | 455947   | 11.44 |
| 539662        | BFLAFL        | AMANGOYAL   | S    | 54268    | 26.96 |
| 540829        | CHANDRIMA     | ANAND MOHAN .                                     | S    | 14832    | 60.2  |
| 540829        | CHANDRIMA     | PRAVINABEN MUKESHBHAI DANTNIYA                    | B    | 20000    | 60.15 |
| 539884        | DARSHANORNA   | RANJAN NAVIN GALA                                 | B    | 370601   | 4.72  |
| 543521        | FONE4         | HEMA LAKSHMAN                                     | B    | 100000   | 6.72  |
| 540266        | GLCL          | PACE STOCK BROKING SERVICES PVT LTD               | S    | 34214    | 33.18 |
| 509546        | GRAVISSHO     | GAURAV RAVI GHAI                                  | S    | 1410000  | 44    |
| 509546        | GRAVISSHO     | GRAVISS HOLDINGS PRIVATE LIMITED                  | B    | 1410000  | 44    |
| 539449        | IGCIL         | RANI CHAKRABORTY                                  | B    | 50203    | 22.42 |
| 539175        | INDRAIN       | DHANANJAY CHOUBEY                                 | S    | 125097   | 14.03 |
| 539175        | INDRAIN       | GREEN PEAKS ENTERPRISES LLP                       | S    | 73001    | 14.01 |
| 539175        | INDRAIN       | KAUSHAL HITESHBHAI PARIKH                         | S    | 67060    | 14.03 |
| 539175        | INDRAIN       | MELABHAI VIRAMBHAI DESAI                          | S    | 90446    | 14.03 |
| 539175        | INDRAIN       | SALIMBHAI UMARBHAI MALEK                          | B    | 172122   | 14.01 |
| 539175        | INDRAIN       | VIPUL NARAYANBHAI PATEL                           | S    | 33691    | 14.03 |
| 531841        | INDUSFINL     | MULTIPLIER SHARE & STOCK ADVISORS PRIVATE LIMITED | S    | 57035    | 45.7  |
| 531841        | INDUSFINL     | MULTIPLIER SHARE & STOCK ADVISORS PRIVATE LIMITED | B    | 303      | 45.7  |
| 511092        | JMDVL         | MANISH KUMAR HUF                                  | B    | 322000   | 13.91 |
| 519230        | KISAAN        | SHARES BAZAAR PRIVATE LIMITED                     | B    | 71000    | 67.19 |
| 514060        | MARKOBENZ     | JR SEAMLESS PRIVATE LIMITED                       | B    | 200000   | 10.98 |
| 540519        | MEERA         | MULTIPLIER SHARE & STOCK ADVISORS PRIVATE LIMITED | B    | 78495    | 69.73 |
| 512415        | MERCTRD       | MULTIPLIER SHARE & STOCK ADVISORS PRIVATE LIMITED | B    | 20000    | 70.76 |
| 512415        | MERCTRD       | SANTOSH KUMAR KUSHAWAHA                           | S    | 19989    | 70.76 |
| 512415        | MERCTRD       | SANTOSH KUMAR KUSHAWAHA                           | S    | 39991    | 70.76 |
| 540809        | MRCAGRO       | CHANDU KESHRIKAL JAIN                             | S    | 125000   | 17.42 |
| 531834        | NATHUEC       | GUTTIKONDA VARA LAKSHMI                           | B    | 50000    | 10.06 |
| 543579        | NATURO        | AARAV REALITY PRIVATE LIMITED                     | S    | 132000   | 11.65 |
| 543579        | NATURO        | AJOONI BIOTECH LIMITED                            | B    | 252000   | 11.65 |
| 540243        | NEWLIGHT      | SANTOSH KUMAR KUSHAWAHA                           | S    | 65563    | 12.81 |
| 540243        | NEWLIGHT      | SANTOSH KUMAR KUSHAWAHA                           | B    | 575727   | 12.81 |
| 544245        | NHL           | ROHAN VINAY PAI HUF                               | B    | 17600    | 77.71 |
| 531512        | ORIENTTR      | ASHA KHETERPAL                                    | S    | 100868   | 15.9  |
| 531512        | ORIENTTR      | DEVADEVA MERCHANTS PRIVATE LIMITED                | B    | 100000   | 15.79 |
| 540198        | OSIAJEE       | AMIT SHARMA                                       | S    | 50000    | 51.23 |
| 540198        | OSIAJEE       | ANAND KUMAR YADAV                                 | S    | 50000    | 51.28 |
| 540198        | OSIAJEE       | INTZAR  | S    | 28401    | 51.2  |
| 540198        | OSIAJEE       | KRISHNKANT KUMAR                                  | B    | 74300    | 51.09 |

|        |           |  |   |          |        |
|--------|-----------|--|---|----------|--------|
| 540198 | OSIAJEE   | NIVL IT SERVICES PRIVATE LIMITED               | S | 43300    | 50.9   |
| 540198 | OSIAJEE   | RAJIV KUMAR                                    | B | 97622    | 51.21  |
| 540198 | OSIAJEE   | SAROJ GUPTA                                    | B | 55000    | 51.48  |
| 531395 | PADAMCO   | CONCHEM CONSTRUCTION PRIVATE LIMITED           | B | 40000    | 213.3  |
| 530095 | PRADHIN   | LAXMANBHAI RAVJIBHAI GAJERA                    | B | 25000    | 30.22  |
| 530095 | PRADHIN   | MAHESH KUMAR                                   | S | 37925    | 30.14  |
| 530095 | PRADHIN   | MAHESH KUMAR                                   | B | 2201     | 30.4   |
| 530095 | PRADHIN   | MANSI SHARE & STOCK ADVISORS PRIVATE LIMITED   | S | 42134    | 30.26  |
| 526773 | PRESSURS  | LADHANI ATULKUMAR BHUPENDRABHAI                | S | 750000   | 4.13   |
| 540159 | PURPLE    | GOPI CHAND BANDLAMUDI                          | S | 139344   | 4.32   |
| 544091 | QLL       | MUKESH SHARMA FAMILY TRUST                     | B | 44400    | 258    |
| 544091 | QLL       | PRASUN ROY                                     | S | 42000    | 255.43 |
| 539673 | RCL       | DIVYA KANDA                                    | B | 82000    | 3.62   |
| 539673 | RCL       | RUCHIRA GOYAL                                  | S | 75002    | 3.96   |
| 511712 | RELICTEC  | REKHA MAHESH JAIN                              | S | 20500    | 16.21  |
| 511712 | RELICTEC  | SHRI MAHESH DHUDCHAND JAIN                     | B | 20500    | 16.25  |
| 538540 | RLFL      | MAHESH KHANDELWAL                              | S | 270000   | 2.16   |
| 540259 | SHANGAR   | AVENUE BUSINESS CENTER PRIVATE LIMITED         | S | 4000     | 9.91   |
| 540259 | SHANGAR   | AVENUE BUSINESS CENTER PRIVATE LIMITED         | B | 333935   | 9.9    |
| 540259 | SHANGAR   | SKSE SECURITIES LIMITED CORP CM/TM PROP A/C    | S | 254907   | 9.91   |
| 539593 | SHIVA     | GOPI CHAND BANDLAMUDI                          | S | 100000   | 5.12   |
| 539593 | SHIVA     | SNEHA SANJEEV LUNKAD                           | S | 21424    | 5.67   |
| 539593 | SHIVA     | SNEHA SANJEEV LUNKAD                           | B | 74305    | 5.12   |
| 530439 | SIDDHA    | ANUPAGRAWAL                                    | B | 60000    | 15.52  |
| 530439 | SIDDHA    | JAI VINAYAK SECURITIES                         | S | 70339    | 15.67  |
| 530439 | SIDDHA    | JAI VINAYAK SECURITIES                         | B | 70339    | 15.83  |
| 543924 | SONALIS   | BEELINE BROKING LIMITED                        | S | 16000    | 78.03  |
| 539217 | SRESTHA   | KAMLESH NAVINCHANDRA SHAH                      | S | 6542881  | 0.65   |
| 539217 | SRESTHA   | KAMLESH NAVINCHANDRA SHAH                      | B | 8381551  | 0.64   |
| 539217 | SRESTHA   | N S LONGIA PARIVAHAN PRIVATE LIMITED           | S | 25000000 | 0.62   |
| 539217 | SRESTHA   | SHRISTIDATA DISTRIBUTORS PRIVATE LIMITED       | S | 10150000 | 0.64   |
| 540914 | SRUSTEELS | ALOK KUMAR                                     | B | 350000   | 7.35   |
| 540914 | SRUSTEELS | BHAKTI YASH NATHWANI                           | S | 399101   | 7.32   |
| 540914 | SRUSTEELS | KARMRAJSINH RAJENDRASINH PARMAR                | B | 509074   | 7.32   |
| 540168 | SUPRAPFSL | GEORGE JOBY                                    | B | 687000   | 28.79  |
| 540168 | SUPRAPFSL | SHEER CAPITAL VENTURES                         | S | 685900   | 28.79  |
| 539310 | THINKINK  | DHRUV GANJI                                    | B | 2340774  | 3.27   |
| 521005 | TITANIN   | PVV AGRO PRIVATE LIMITED                       | S | 153631   | 42.69  |
| 521005 | TITANIN   | SECPL ENGINEERING CONSTRUCTION PRIVATE LIMITED | B | 212962   | 42.13  |
| 542765 | TRANSPACT | KAUSHIK MAHESH WAGHELA                         | B | 7000     | 215.1  |
| 542765 | TRANSPACT | KUNAL VILAS KARNIK                             | S | 13000    | 215.1  |
| 542765 | TRANSPACT | RAJARAMCHOUDHARY                               | S | 500      | 223.75 |
| 542765 | TRANSPACT | RAJARAMCHOUDHARY                               | B | 4000     | 215.1  |
| 514378 | YARNSYN   | ASHOKBHAI MADHUBHAI KORAT                      | S | 220528   | 51.83  |
| 514378 | YARNSYN   | ASHOKBHAI MADHUBHAI KORAT                      | B | 65625    | 51.8   |
| 514378 | YARNSYN   | EASY INVESTOLOGY PRIVATE LIMITED               | S | 20712    | 51.83  |
| 514378 | YARNSYN   | RAVI NIRANJAN PANDYA                           | S | 123079   | 51.83  |
| 514378 | YARNSYN   | SHANI BHATI                                    | S | 63733    | 51.83  |
| 522209 | YOGISUNG  | BHAVESH GANESH VYAS                            | B | 90116    | 9.95   |
| 522209 | YOGISUNG  | RACHNA VIJAY VATS                              | S | 100000   | 9.95   |

NSE

| Security Code | Security Name             | Client Name  | Deal | Quantity | Price  |
|---------------|---------------------------|--|------|----------|--------|
| GICL          | Globe Int'l Carriers Ltd  | YUVRAJ HIRALAL MALHOTRA                                    | SELL | 153000   | 53.71  |
| GSTL          | Globesecure Techno Ltd    | LAXMI VYANKATESH ENTERPRISES                               | BUY  | 200000   | 39.3   |
| GSTL          | Globesecure Techno Ltd    | RAGAVAN RAJKUMAR   | SELL | 526000   | 39.39  |
| HECPROJECT    | HEC Infra Projects Ltd    | MULTIPLIER SHARE & STOCK ADVISORS PRIVATE LIMITED          | BUY  | 61317    | 117.94 |
| JALAN         | Jalan Transolu. India Ltd | KUNAL CHATTERJEE   | SELL | 126000   | 4.85   |
| MEDICO        | Medico Remedies Limited   | ARYAMAN CAPITAL MARKETS LIMITED                            | BUY  | 575000   | 45.62  |
| MEDICO        | Medico Remedies Limited   | VISHAL MAHESH WAGHELA                                      | SELL | 767180   | 45.62  |
| NEELAM        | Neelam Linens & Gar (I) L | M7 GLOBAL FUND PCC - CELL VERTEX                           | SELL | 120000   | 39.65  |
| NEELAM        | Neelam Linens & Gar (I) L | MANOJ AGARWAL  | BUY  | 222000   | 38.69  |
| NEELAM        | Neelam Linens & Gar (I) L | NEXUS GLOBAL OPPORTUNITIES FUND                            | SELL | 132000   | 39.95  |
| NEELAM        | Neelam Linens & Gar (I) L | ZEAL GLOBAL OPPORTUNITIES FUND                             | SELL | 126000   | 39.65  |
| OLIL          | Oneclick Logistics Ind L  | RUPAL MAHESH BHANUSHALI                                    | SELL | 25200    | 98.24  |
| SABAR         | Sabar Flex India Limited  | ANKIT GUPTA  | SELL | 125000   | 12.11  |
| SAGARDEEP     | Sagardeep Alloys Limited  | SAJM GLOBAL IMPEX PRIVATE LIMITED                          | BUY  | 255521   | 26.05  |
| SAGARDEEP     | Sagardeep Alloys Limited  | SKSE SECURITIES LTD  | SELL | 255521   | 26.05  |
| SECL          | Salasar Exterior Cont Ltd | TIRUPATI FINCORP LIMITED                                   | SELL | 725000   | 18.85  |
| SECL          | Salasar Exterior Cont Ltd | TRADE CORNER   | BUY  | 731250   | 18.85  |
| SASTASUNDR    | Sastasundar Ventures Ltd  | LUV-KUSH PROJECTS LIMITED                                  | BUY  | 347000   | 291    |
| SASTASUNDR    | Sastasundar Ventures Ltd  | LUV-KUSH PROJECTS LIMITED                                  | BUY  | 347000   | 291    |
| SASTASUNDR    | Sastasundar Ventures Ltd  | MICROSEC VISION TRUST ONE                                  | SELL | 347000   | 291    |
| SASTASUNDR    | Sastasundar Ventures Ltd  | MICROSEC VISION TRUST ONE                                  | SELL | 347000   | 291    |
| TIRUPATI      | Shree Tirupati Balajee    | SHREE TIRUPATI BALAJEE AGRO TRADING COMPANY PRIVATE LIMITE | BUY  | 73000    | 800.21 |
| SLONE         | Slone Infosystems Limited | KALPALABDHI SECURITIES PRIVATE LIMITED                     | BUY  | 41600    | 260.03 |
| SLONE         | Slone Infosystems Limited | MULTIPLIER SHARE & STOCK ADVISORS PRIVATE LIMITED          | BUY  | 32800    | 240.95 |
| SRM           | SRM Contractors Limited   | NEOMILE CORPORATE ADVISORY LIMITED                         | BUY  | 11722    | 306.64 |
| SRM           | SRM Contractors Limited   | NEOMILE CORPORATE ADVISORY LIMITED                         | SELL | 121838   | 311.57 |
| TRENT         | Trent Ltd.                | DODONA HOLDINGS LIMITED                                    | SELL | 1302164  | 6475   |
| TRENT         | Trent Ltd.                | SIDDHARTHA YOG   | BUY  | 1302164  | 6475   |
| WINNY         | Winny Immigra & Edu Ser L | ALTAB USMANBHAI PATHAN                                     | BUY  | 11000    | 239.45 |
| WINNY         | Winny Immigra & Edu Ser L | ALTAB USMANBHAI PATHAN                                     | SELL | 6000     | 236    |

**Disclosure:**

Research Reports that are published by Nirmal Bang Securities Private Limited (hereinafter referred to as "NBSPL") are for private circulation only. NBSPL is a registered Research Analyst under SEBI (Research Analyst) Regulations, 2014 having Registration no. INH000001766. NBSPL is also a registered Stock Broker with National Stock Exchange of India Limited, BSE Limited, Metropolitan Stock Exchange of India Limited, Multi Commodity Exchange of India Limited and , National Commodity and Derivative Exchange Limited in Capital Market , Equity and Commodities derivatives segments and Currency Derivatives Segment .

NBSPL has other business divisions with independent research teams separated by Chinese walls, and therefore may, at times, have different or contrary views on stocks and markets.

NBSPL or its associates have not been debarred / suspended by SEBI or any other regulatory authority for accessing / dealing in securities Market since last 20 years. NBSPL, its associates or analyst or his relatives do not hold any financial interest (Except Investment) in the subject company. NBSPL or its associates or Analyst do not have any conflict or material conflict of interest at the time of publication of the research report with the subject company. NBSPL or its associates or Analyst or his relatives may or may not hold beneficial ownership of 1% or more in the subject company at the end of the month immediately preceding the date of publication of this research report.

NBSPL or its associates / analyst has not received any compensation / managed or co-managed public offering of securities of the company covered by Analyst during the past twelve months. NBSPL or its associates have not received any compensation or other benefits from the company covered by Analyst or third party in connection with the research report. Analyst has not served as an officer, director or employee of Subject Company. NBSPL / analyst has not been engaged in market making activity of the subject company.

**Analyst Certification:** The research analysts and authors of these reports, hereby certify that the views expressed in this research report accurately reflects my/our personal views about the subject securities, issuers, products, sectors or industries. It is also certified that no part of the compensation of the analyst(s) was, is, or will be directly or indirectly related to the inclusion of specific recommendations or views in this research. The analyst(s) principally responsible for the preparation of this research report and has taken reasonable care to achieve and maintain independence and objectivity in making any recommendations.



**Disclaimer:**

The Research Report is for the personal information of the authorized recipient and does not construe to be any investment, legal or taxation advice. NBSPL is not soliciting any action based upon it. Nothing in the research report shall be construed as a solicitation to buy or sell any security or product, or to engage in or refrain from engaging in any such transaction. In preparing the research report, we did not take into account the investment objectives, financial situation and particular needs of the reader.

The research report has been prepared for the general use of the clients of NBSPL and must not be copied, either in whole or in part, or distributed or redistributed to any other person in any form. If you are not the intended recipient you must not use or disclose the information in the research report in any way. Though disseminated to all the customers simultaneously, not all customers may receive the research report at the same time. NBSPL will not treat recipients as customers by virtue of their receiving the research report. The research report is not directed or intended for distribution to or use by any person or entity resident in a state, country or any jurisdiction, where such distribution, publication, availability or use would be contrary to law, regulation or which would subject NBSPL & its group companies to registration or licensing requirements within such jurisdictions.

The report is based on the information obtained from sources believed to be reliable, but we do not make any representation or warranty that it is accurate, complete or up-to-date and it should not be relied upon as such. We accept no obligation to correct or update the information or opinions in it. NBSPL or any of its affiliates or employees shall not be in any way responsible for any loss or damage that may arise to any person from any inadvertent error in the information contained in the research report. NBSPL or any of its affiliates or employees do not provide, at any time, any express or implied warranty of any kind, regarding any matter pertaining to this report, including without limitation the implied warranties of merchantability, fitness for a particular purpose, and non-infringement. The recipients of the research report should rely on their own investigations.

This information is subject to change without any prior notice. NBSPL reserves its absolute discretion and right to make or refrain from making modifications and alterations to this statement from time to time. Nevertheless, NBSPL is committed to providing independent and transparent recommendations to its clients, and would be happy to provide information in response to specific client queries.

Before making an investment decision on the basis of research report, the reader needs to consider, with or without the assistance of an adviser, whether the advice is appropriate in light of their particular investment needs, objectives and financial circumstances. There are risks involved in securities trading. The price of securities can and does fluctuate, and an individual security may even become valueless. International investors are reminded of the additional risks inherent in international investments, such as currency fluctuations and international stock market or economic conditions, which may adversely affect the value of the investment. Opinions expressed are subject to change without any notice. Neither the company nor the director or the employees of NBSPL accept any liability whatsoever for any direct, indirect, consequential or other loss arising from any use of the research report and/or further communication in relation to the research report. Here it may be noted that neither NBSPL, nor its directors, employees, agents or representatives shall be liable for any damages whether direct or indirect, incidental, special or consequential including lost revenue or lost profit that may arise from or in connection with the use of the information contained in the research report.

Copyright of this document vests exclusively with NBSPL.

Our reports are also available on our website

Registration granted by SEBI and certification from NISM in no way guarantee performance of NBSPL or provide any assurance of returns to investors.

**Nirmal Bang Research (Division of Nirmal Bang Securities Pvt. Ltd.)**

B-2, 301/302, Marathon Innova,  
Opp. Peninsula Corporate Park  
Off. Ganpatrao Kadam Marg  
Lower Parel(W), Mumbai-400013  
Board No. : 91 22 6723 8000/8001  
Fax. : 022 6723 8010